


Chart of the Week #2023-40

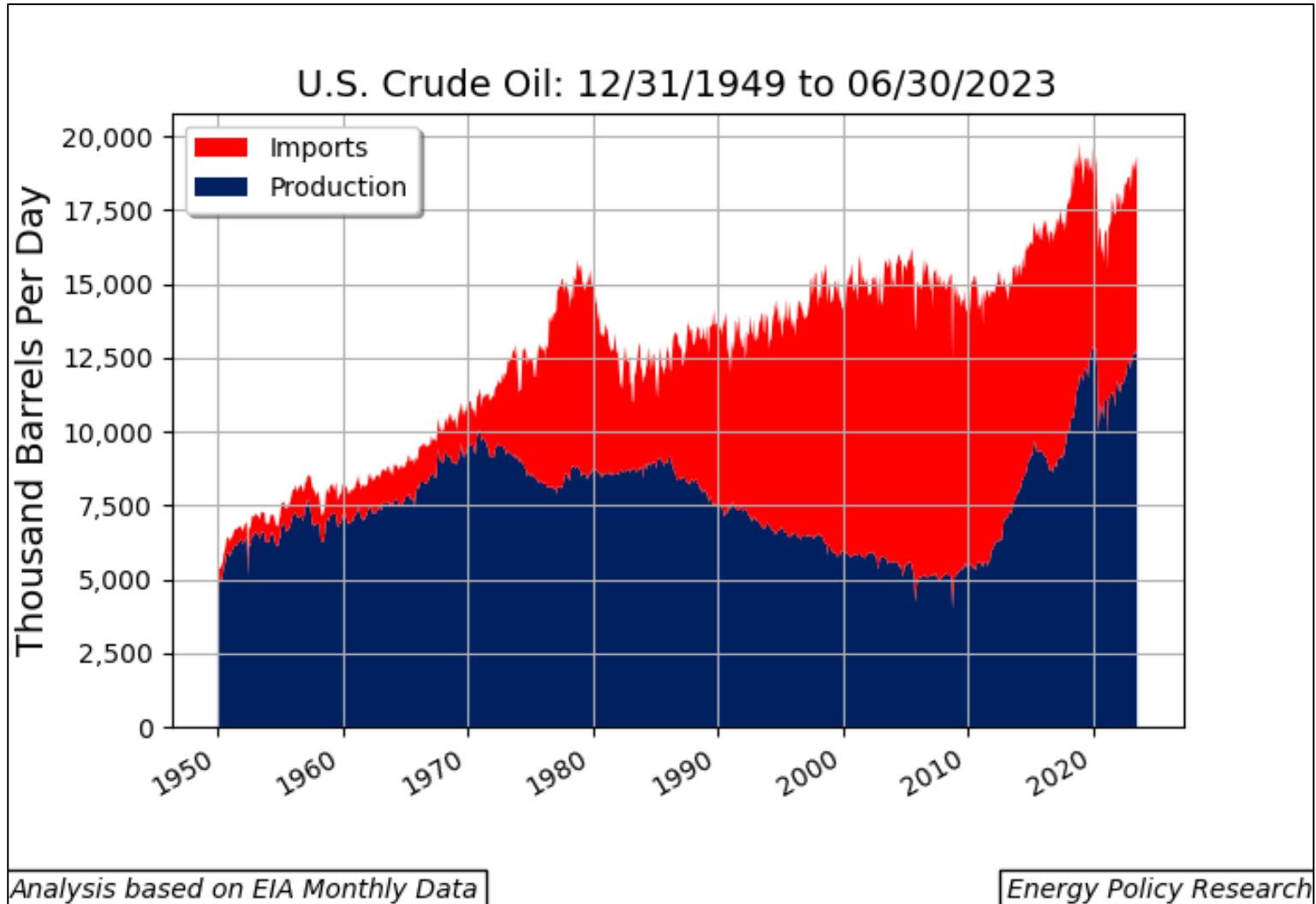
U.S. Crude Oil Import Dependence and Potential Vulnerability



**Larry Goldstein
Lucian Pugliaresi
Max Pyziur
October 18, 2023
Washington, DC**



U.S. Crude Oil Import Dependence



U.S. crude oil supply has grown considerably, but import size has varied.

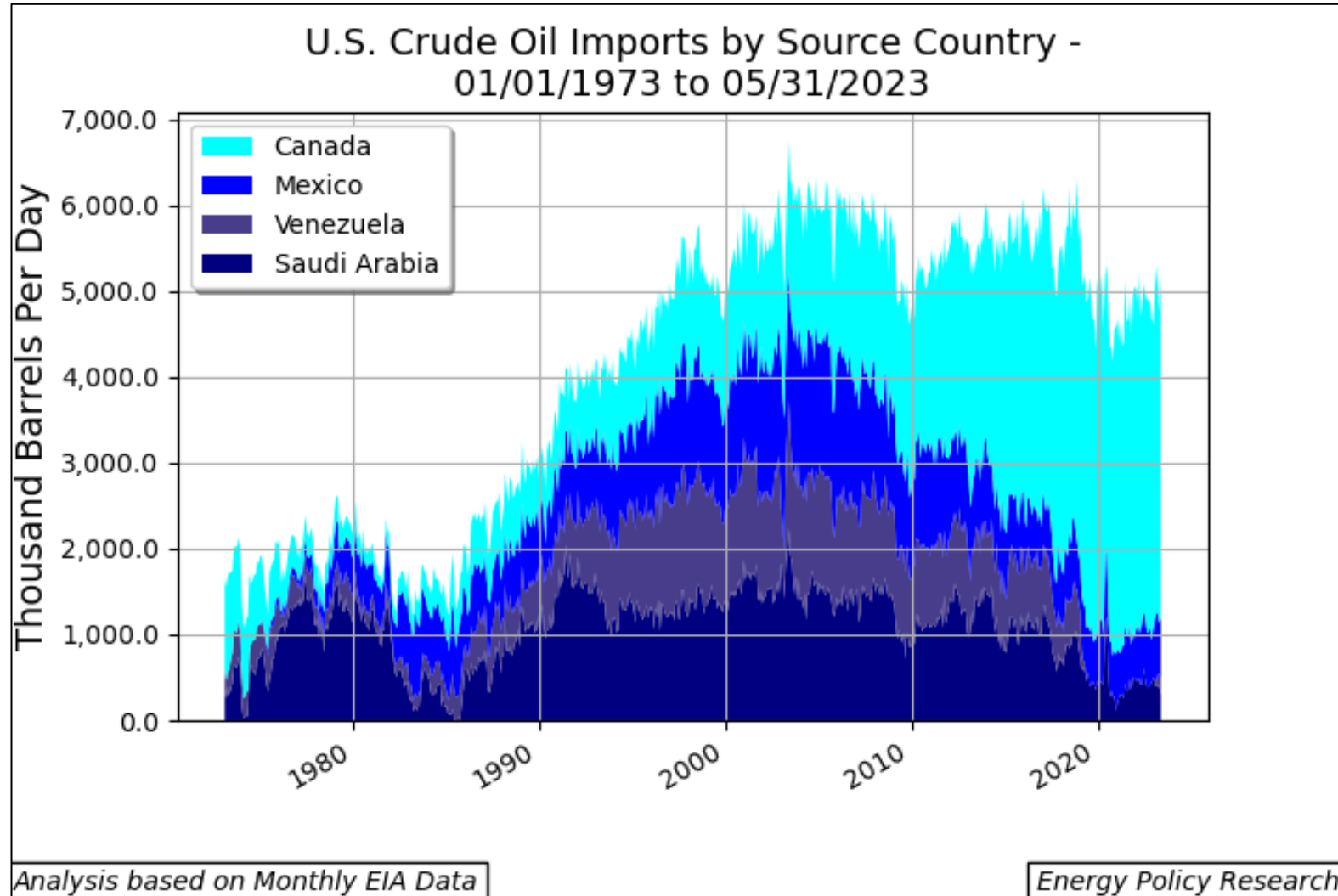
As a percentage, they reached their first peak in 1979 at 80% of U.S. production (or 6.8 MBD).

After a decline in the 1980s, imports continued to rise until peaking in 2008 at over 210% (or 10 MBD).

With the production innovations of the 2010s, U.S. crude oil production rebounded strongly; U.S. crude oil imports are now about 50% of U.S. production with the bulk of imports pipelined from Canada.

U.S. Crude Oil Import Dependence

Key Source Countries



U.S. crude oil supply has grown considerably, but import size has varied.

As a percentage, they reached their first peak in 1979 at 80% of U.S. production (or 6.8 MBD).

After a decline in the 1980s, imports continued to rise until peaking in 2008 at over 210% (or 10 MBD).

With the production innovations of the 2010s, U.S. crude oil production rebounded strongly; U.S. crude oil imports are now about 50% of U.S. production with the bulk of imports pipelined from Canada.